



Manoharbai Shikshan Prasarak Mandal Armori's

# Rashtrapita Mahatma Gandhi Arts & Science College, Nagbhid, Dist-Chandrapur 441205

Accredited by NAAC 'B' Grade  
(Affiliated to Gondwana University, Gadchiroli)  
[www.rmgcollegenagbhid.in](http://www.rmgcollegenagbhid.in)



**AQAR 2021-2022**

**Criterion No - II**

**Metric No - 2.3.2**

**Metric Name - Teachers use ICT enabled tools for effective teaching-learning process**





Manoharbhair Shikshan Prasarak Mandal, Armori's  
**RASHTRAPITA MAHATMA GANDHI ARTS & SCIENCE  
COLLEGE, NAGBHID, DIST. CHANDRAPUR**  
*Accredited by NAAC 'B' Grade*  
(Affiliated to Gondwana University, Gadchiroli)

**Principal**  
**Dr. A. N. Korpenwar**  
M. Sc., M. Phil., Ph.D.

STD: 07179  
Office: 295404  
Website: www.rmgcollegenagbhid.in

Email: - korpenwar@gmail.com


nagbhid.rmgcollege@gmail.com


Letter No. RMGCN/-----


Date: 09/06/2022

## Declaration

This is to declare that the information, reports, true copies etc. given in this file as a supporting documents is verified by IQAC and found correct.

  
**Dr. G. D. Deshmukh**  
**IQAC Co-ordinator**  
IQAC Co-ordinator  
Rashtrapita Mahatma Gandhi  
Art's & Science College, Nagbhid



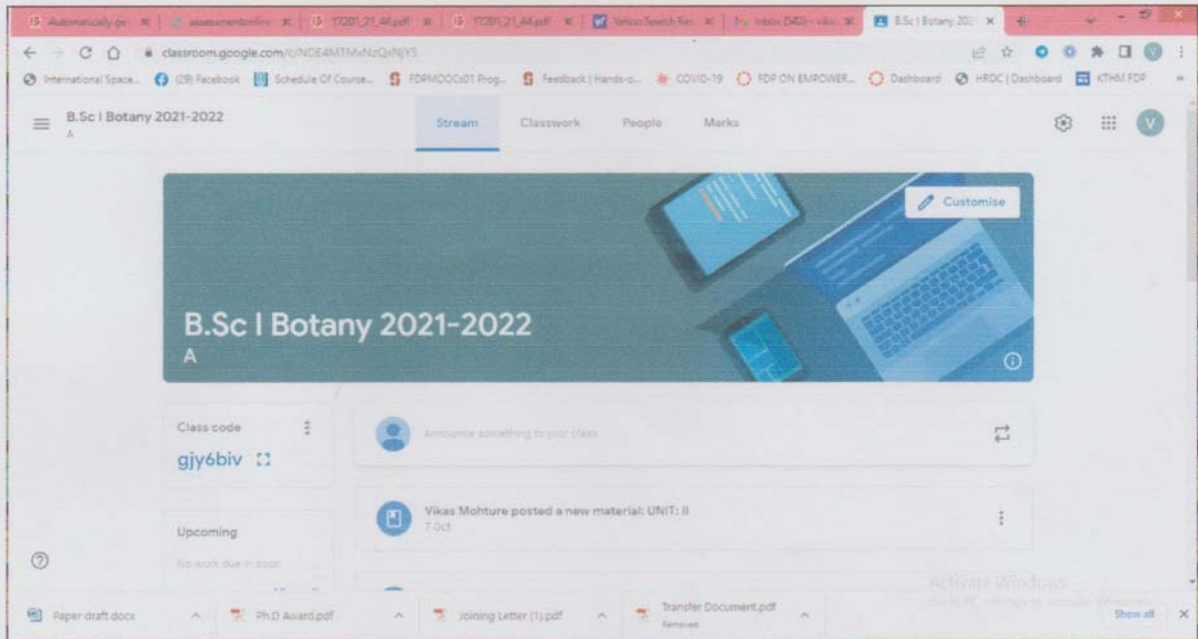
  
**Dr. A. N. Korpenwar**  
Principal  
Rashtrapita Mahatma Gandhi  
Art's & Science College, Nagbhid



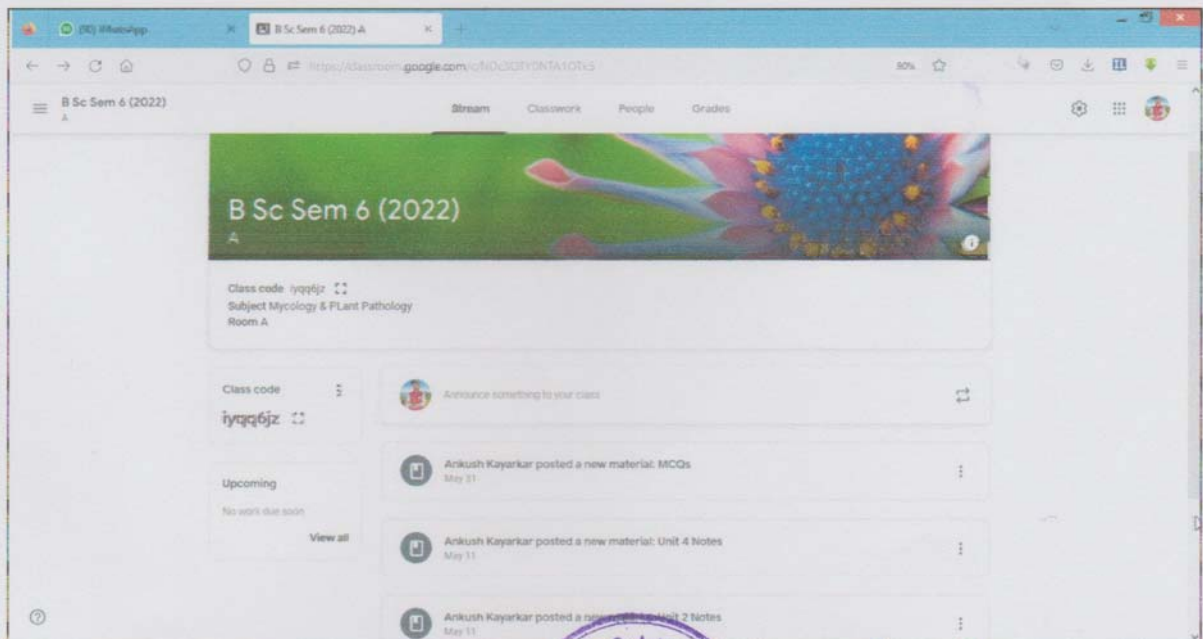
# ICT ENABLED TOOLS FOR EFFECTIVE TEACHING-LEARNING

## Google classroom

Name of Teacher – Dr. V. M. Mohture



Name of Teacher – Dr. Ankush Kayarkar

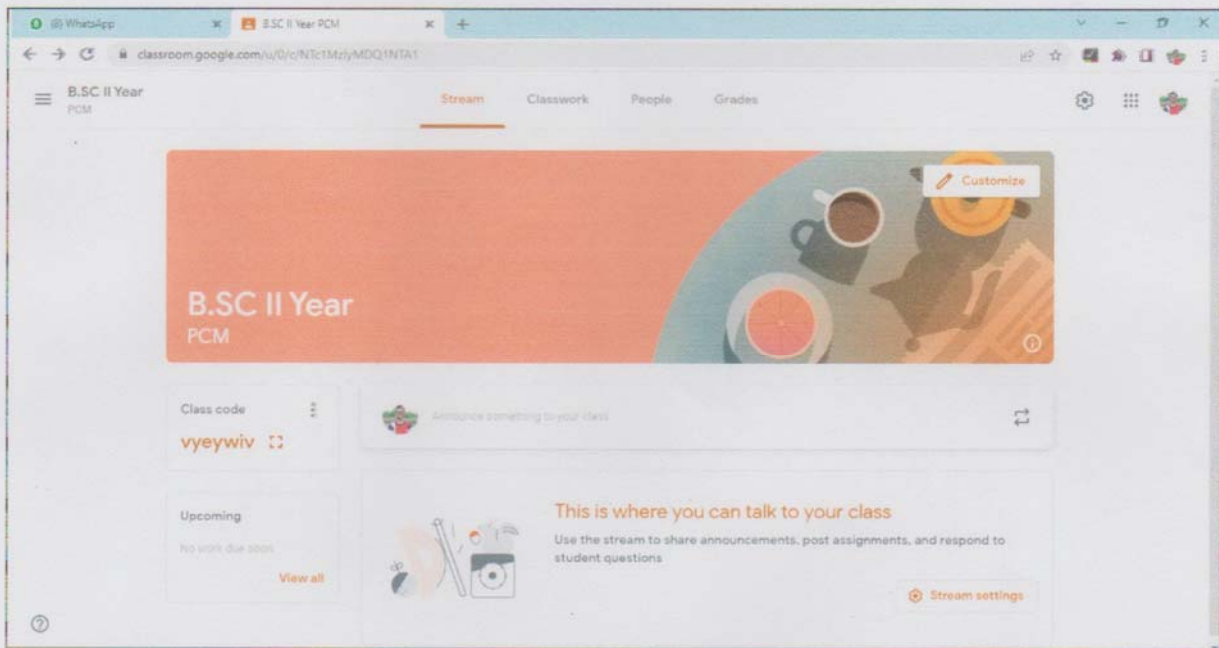


*[Signature]*  
Principal  
Rashtrapita Mahatma Gandhi  
Art & Science College, Nagbhid

# ICT ENABLED TOOLS FOR EFFECTIVE TEACHING-LEARNING

## Google classroom

Name of Teacher – Mr. Prachal Dhok




  
Principal  
Rashtrapita Mahatma Gandhi  
Art's & Science Coliaga, Nagbhid



# ICT ENABLED TOOLS FOR EFFECTIVE TEACHING-LEARNING Online Platform - Zoom

**A stamen (Structure of Stamen)**  
In angiosperm, the male reproductive part is Androecium. It consists of stamen. Each stamen is a modified leaf or microsporophyll. Each stamen consists of 3 parts - filament, anther and connective.

- ❖ Filament is basal, slender stalk at the apex of it sac like fertile or genesious part anther is present.
- ❖ Each anther has two anther lobes (bithecous) and each lobe usually contain two pollen sacs or micro-sporangia filled with pollen grains or microspores. The anther with one lobe is called monotheccous anther.
- ❖ Two lobes of anther are connected together by sterile narrow strip of parenchymatous tissue called as connective.



**Dr. V. M. Mohture  
(Botany)**


	No. of students Classroom A	No. of Students Classroom B	Micro-state
Case 1	a,b,c,d	d	1
Case 2	a,b,c a,b,d a,c,d b,c,d	a c b	3
Case 3	a,b a,c a,d b,c b,d c,d	a,b b,d c,b a,d a,c a,b	5
Case 4	a,b,c c b a	a,b,c a,b,c a,c,d b,c,d	4
Case 5	-	a,b,c,d	1
		Total	16

Total number of microstate is 16 and macrostate is 5.

**Dr. Manish Matte  
(Physics)**

**Chromatin and its packaging**

**Ankush R. Kayarkar**  
M.Sc. (Botany - Gold Medalist), SET, SGT  
Assistant Professor  
Department of Botany  
RMG Arts & Science College, Nagbhid 441205  
ankushkayarkar92@gmail.com



**Dr. Ankush Kayarkar  
(Botany)**

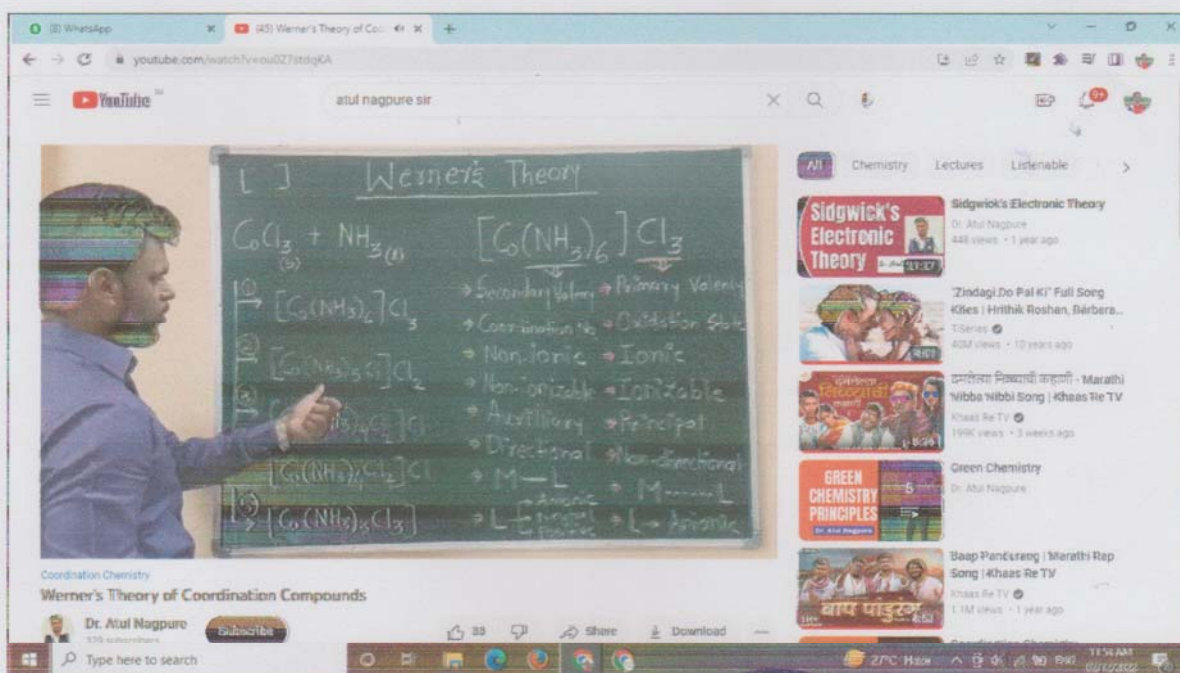
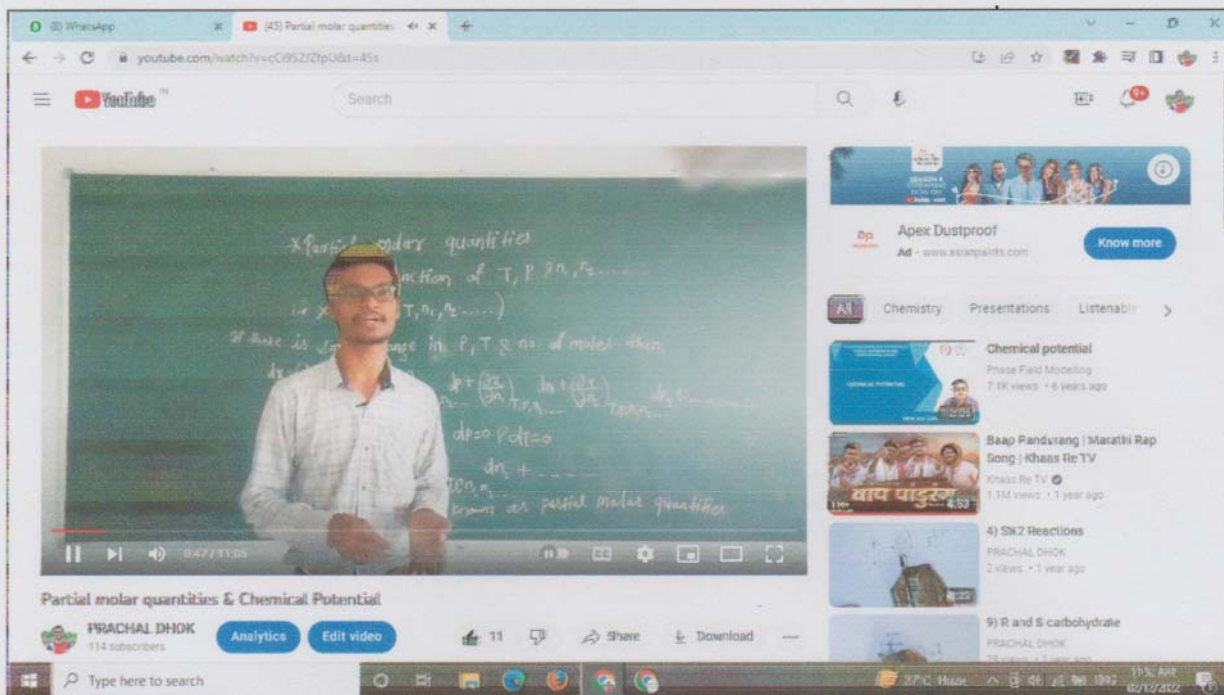


*Principle*  
Principal

Rashtrapita Mahatma Gandhi  
Art's & Science College, Nagbhid



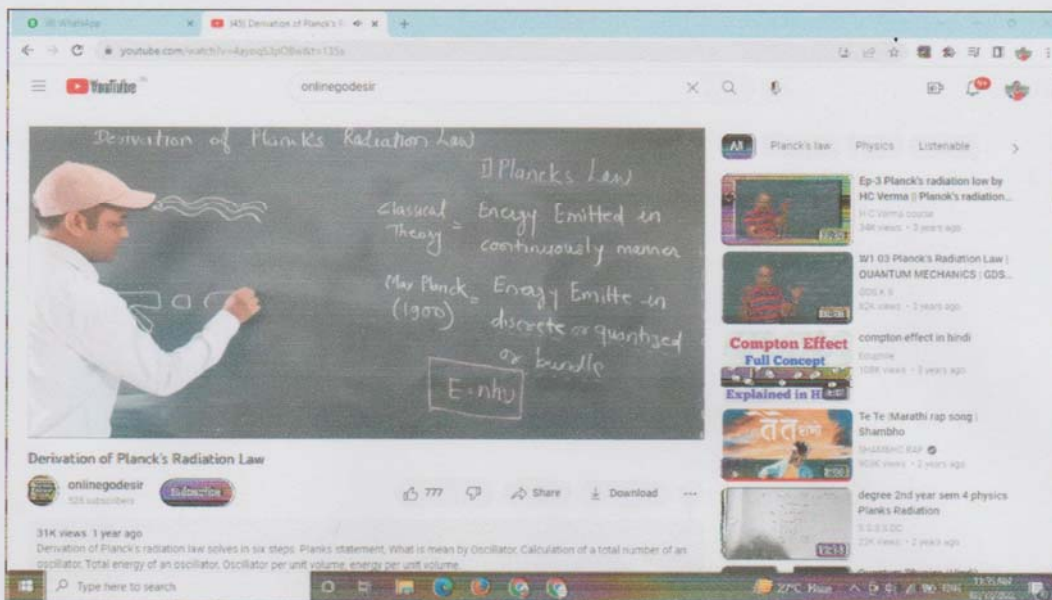
# ICT ENABLED TOOLS FOR EFFECTIVE TEACHING-LEARNING You Tube Channel



*[Signature]*  
Principal  
Rajshripita Mahatma Gandhi  
Art's & Science Collage, Nagbhid




# ICT ENABLED TOOLS FOR EFFECTIVE TEACHING-LEARNING You Tube Channel



*Rahul*  
Principal  
Rashtrapita Mahatma Gandhi  
Art's & Science College, Nagbhid

# ICT ENABLED TOOLS FOR EFFECTIVE TEACHING-LEARNING

## Use of LCD Projector



*[Signature]*  
Principal  
Rashtrapita Mahatma Gandhi  
Art's & Science College, Nagbhind

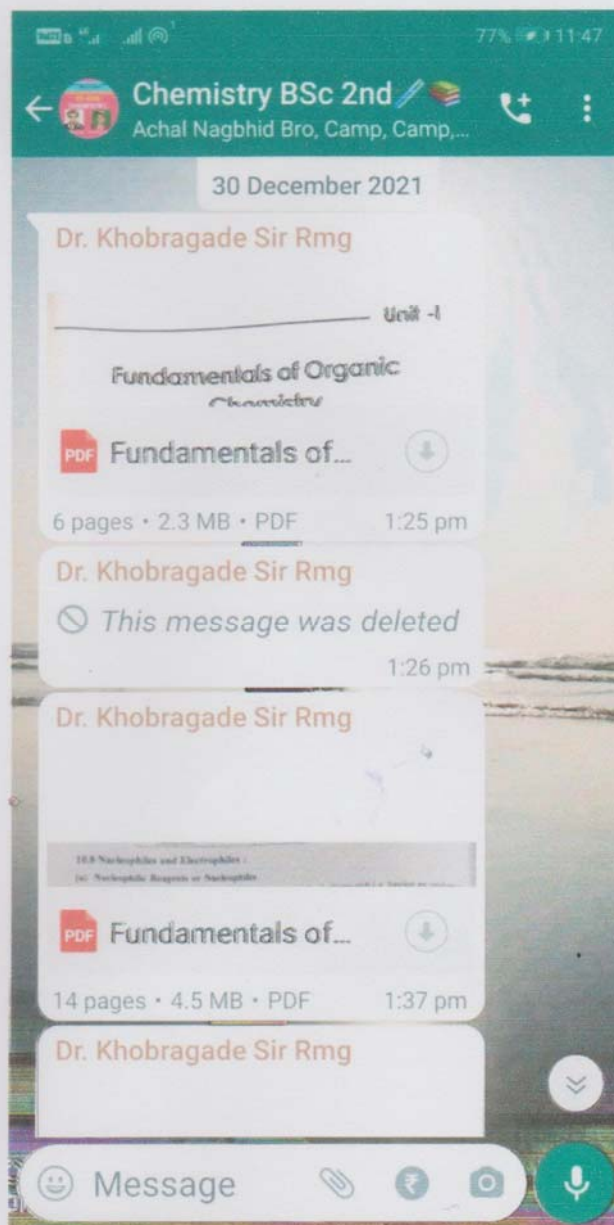
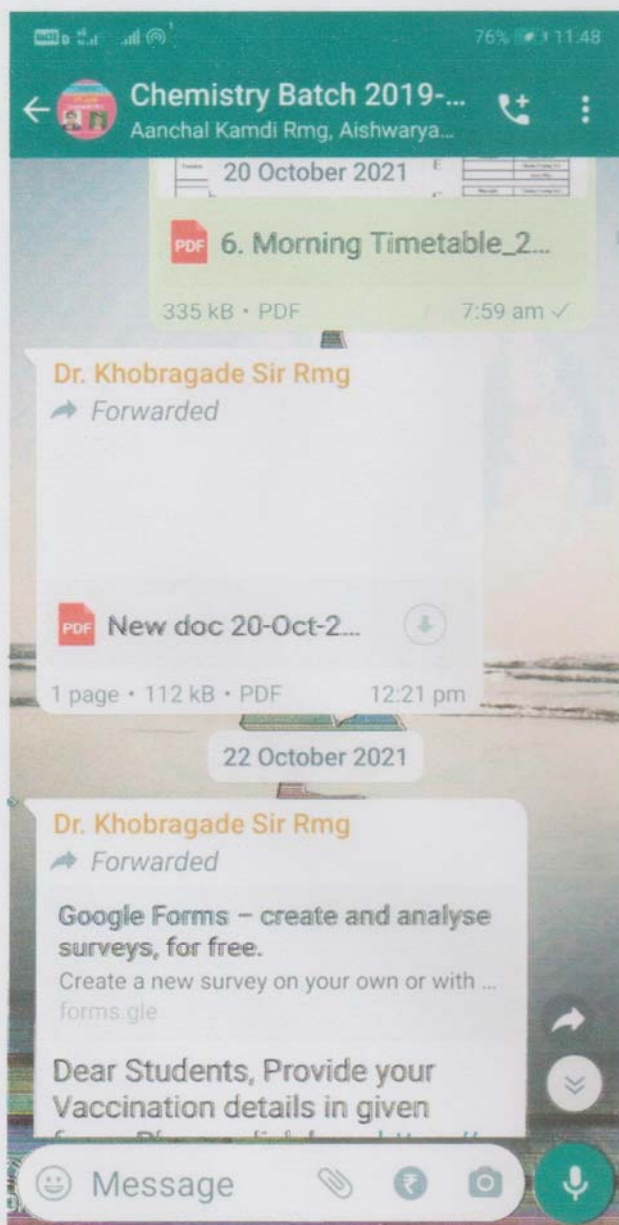


# ICT ENABLED TOOLS

## FOR EFFECTIVE TEACHING-LEARNING

### Use of Whats App

Department of Chemistry



  
Principal  
Rashtrapita Mahatma Gandhi  
Art's & Science College, Nagbhid

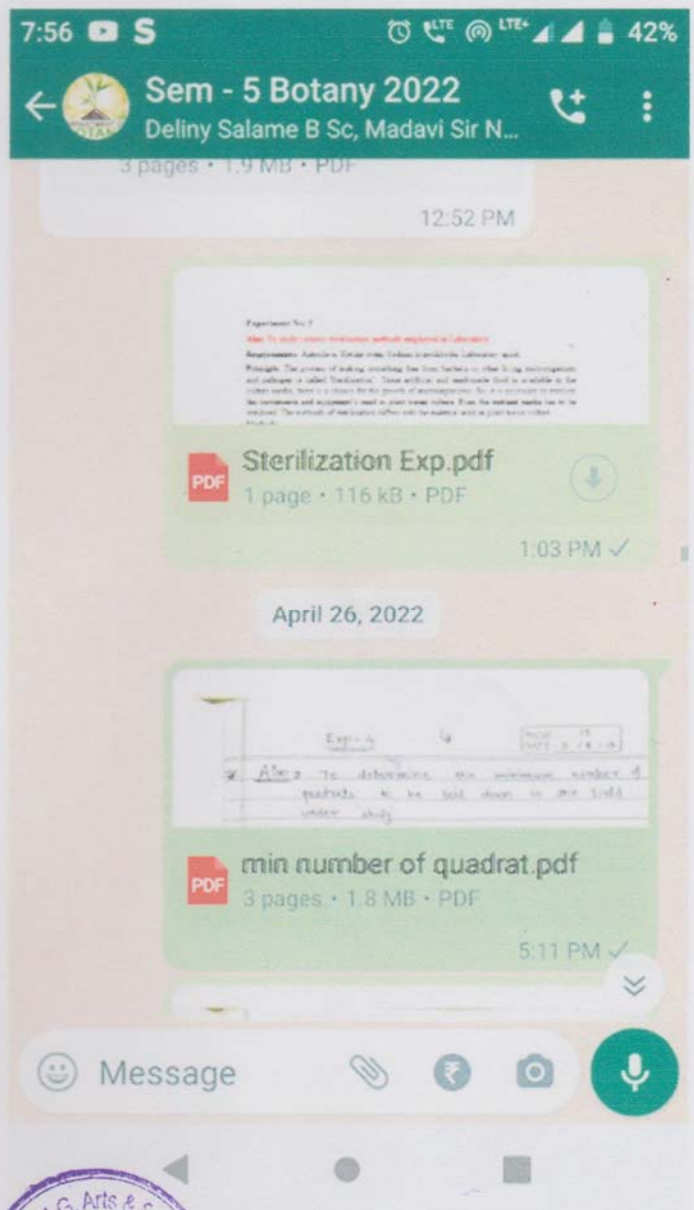


# ICT ENABLED TOOLS

## FOR EFFECTIVE TEACHING-LEARNING

### Use of Whats App

#### Department of Botany



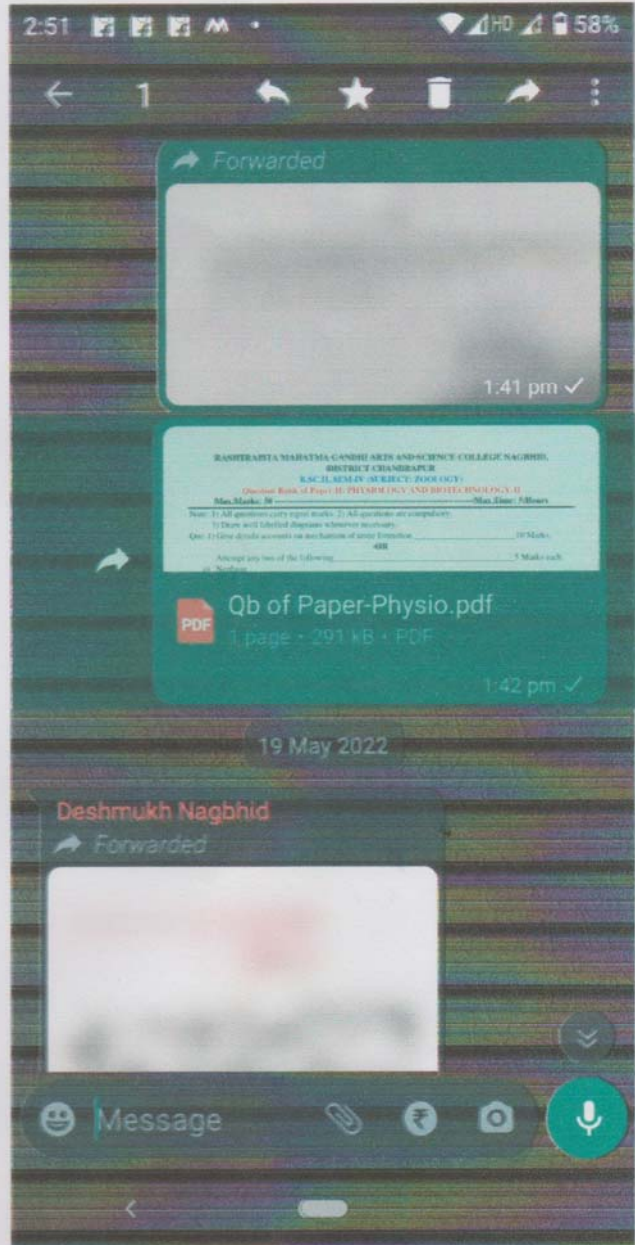
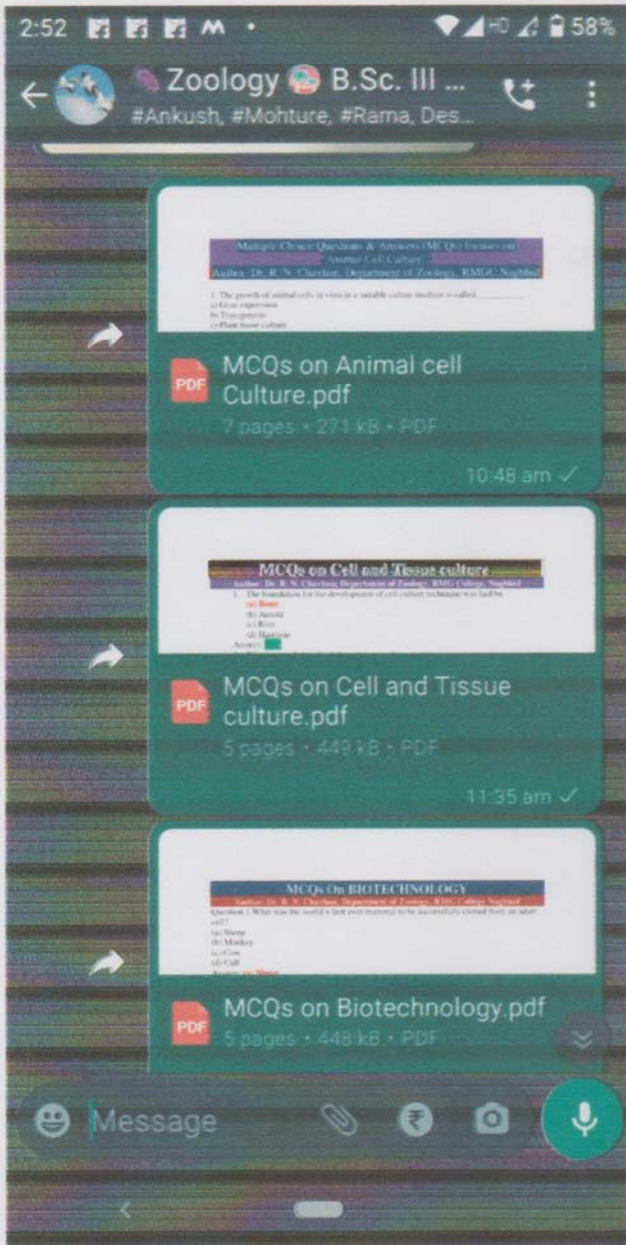
*Rajeev*  
Principal  
Rashtrapita Mahatma Gandh  
Art's & Science College, Nagbhid



# ICT ENABLED TOOLS FOR EFFECTIVE TEACHING-LEARNING

## Use of Whats App

### Department of Zoology



*[Signature]*  
Principal  
Rashtrapita Mahatma Gandhi  
Art's & Science College, Nagbhid



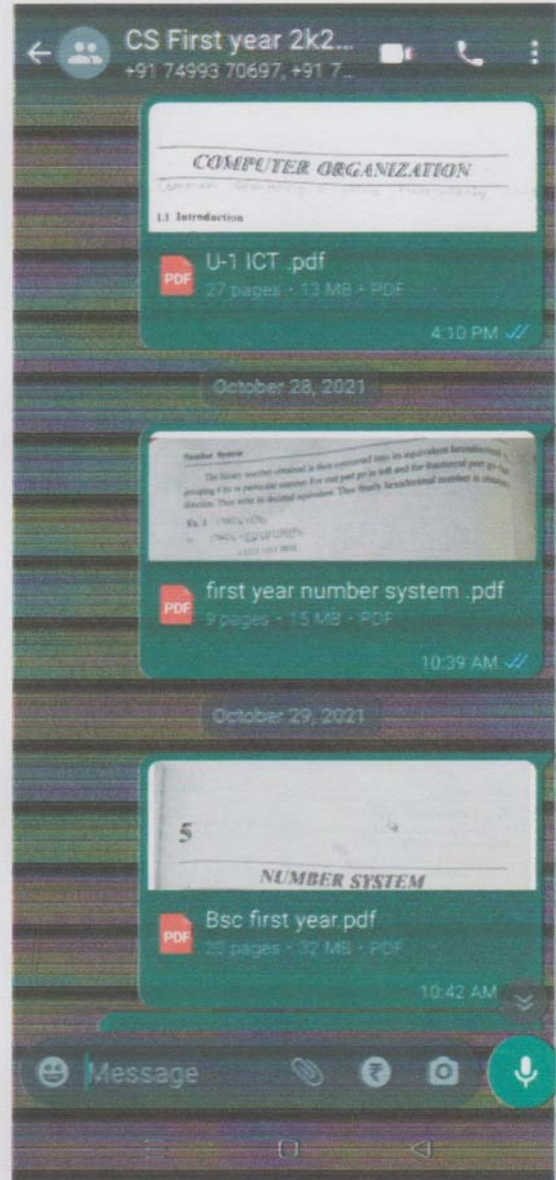
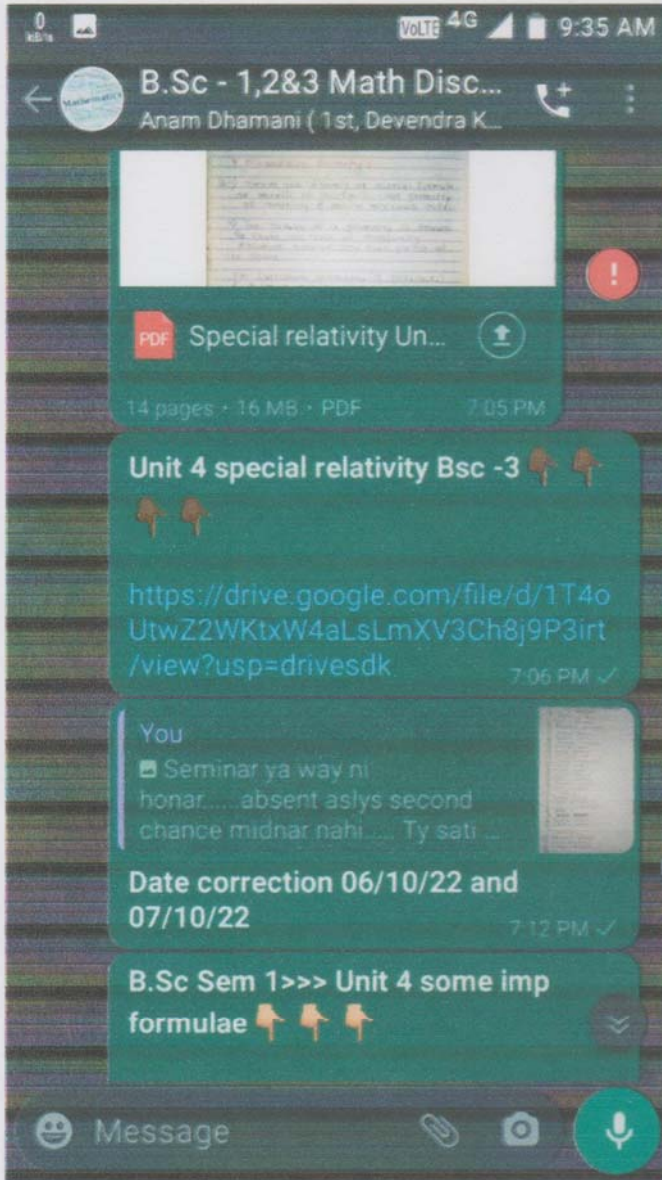
# ICT ENABLED TOOLS

## FOR EFFECTIVE TEACHING-LEARNING

### Use of Whats App

#### Department of Mathematics

#### Department of Computer Science



*Julie*  
Principal  
Rashtrapita Mahatma Gandhi  
Art's & Science College, Nagbhid



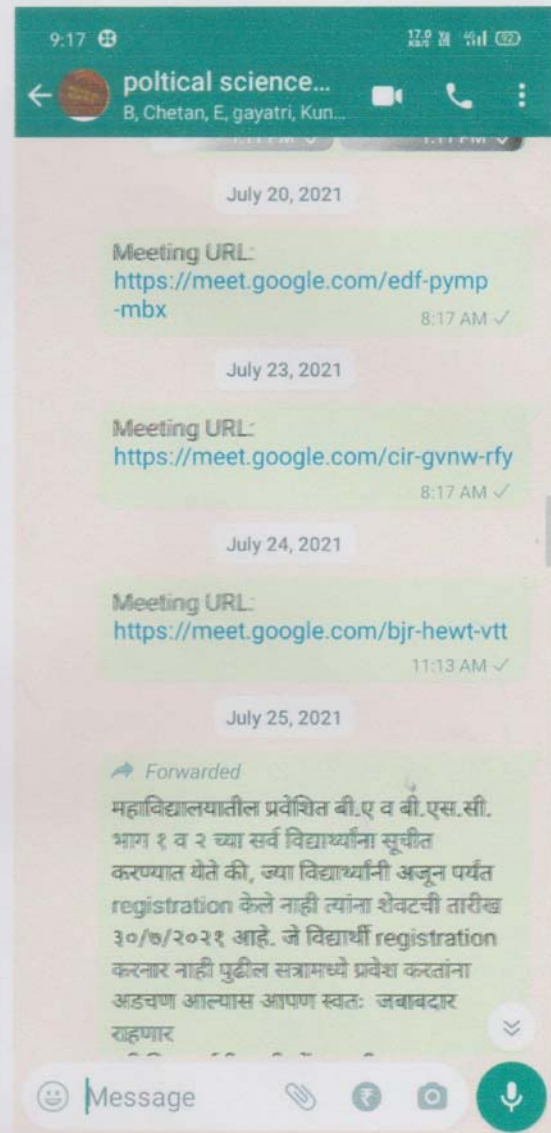
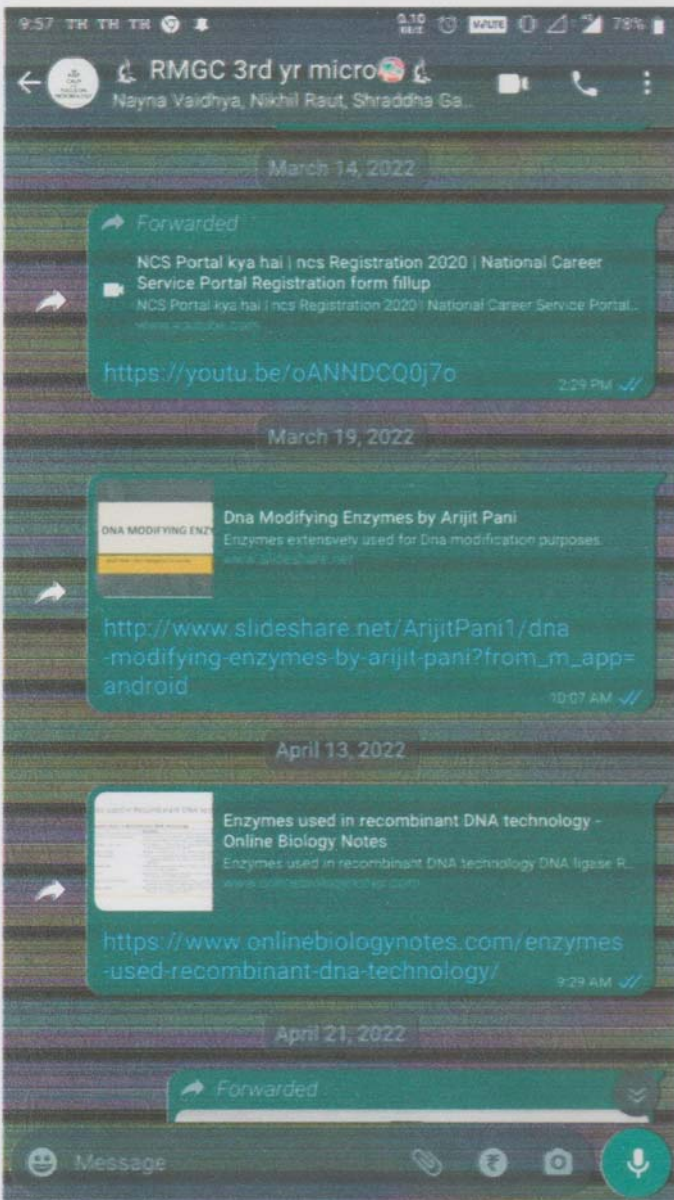
# ICT ENABLED TOOLS

## FOR EFFECTIVE TEACHING-LEARNING

### Use of Whats App

#### Department of Microbiology

#### Department of Political Science

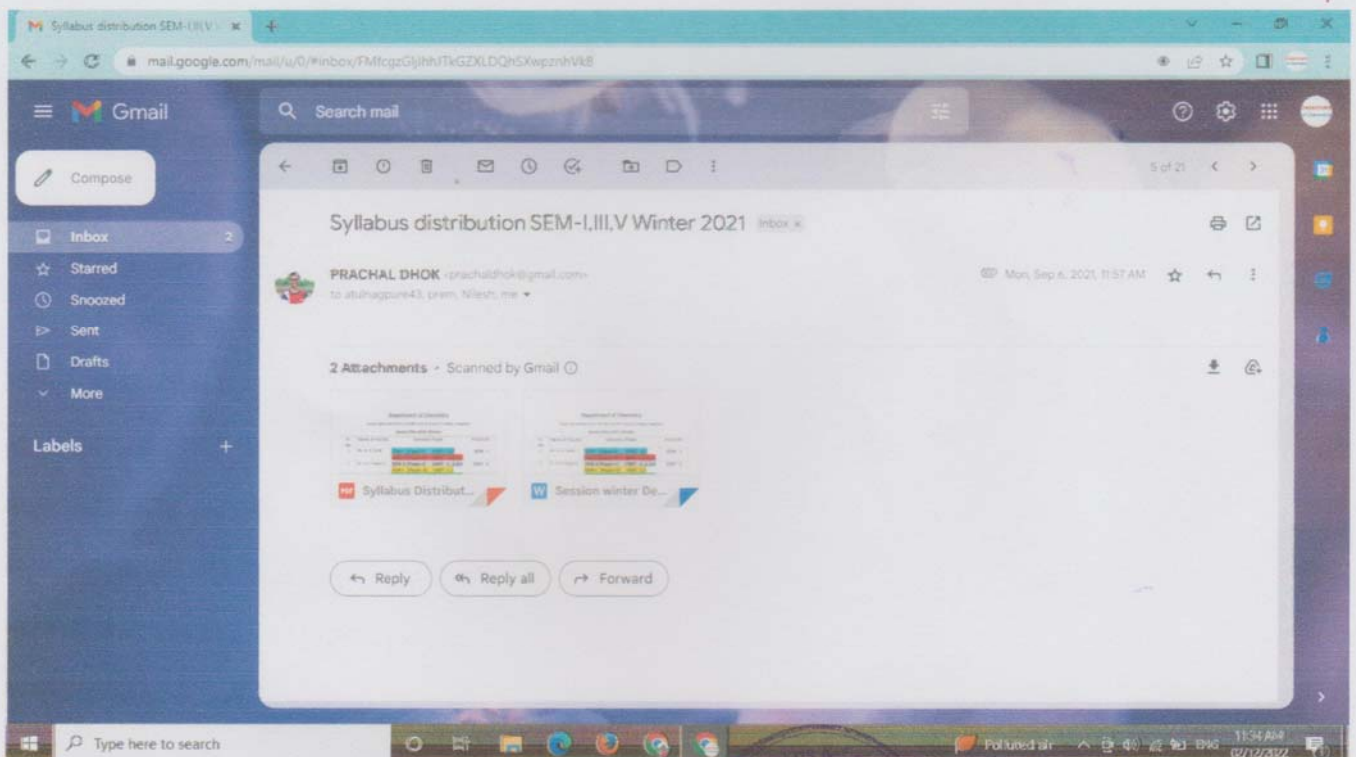
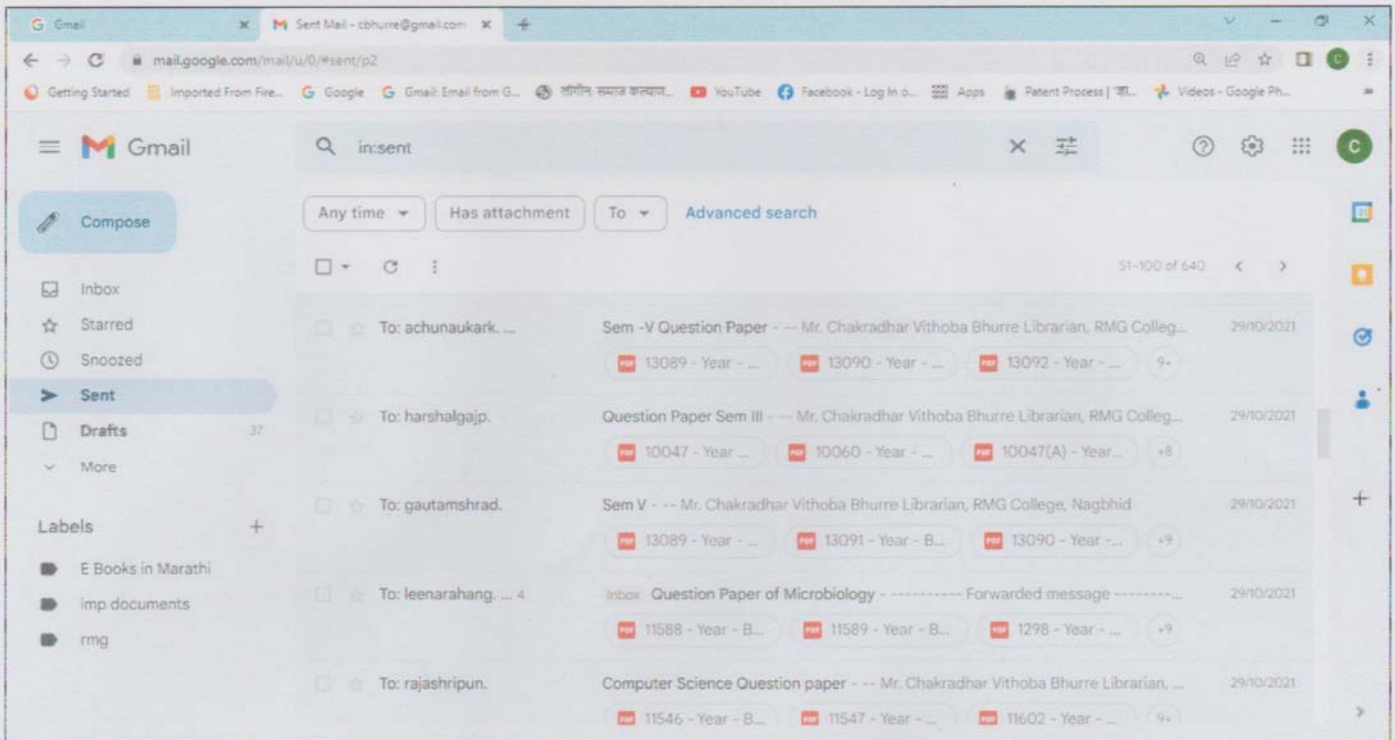


*[Signature]*  
Principal  
Rashtrapita Mahatma Gandhi  
Art's & Science College, Nagbhid

# ICT ENABLED TOOLS FOR EFFECTIVE TEACHING-LEARNING

## Use of e - mail

To share Notes, Question papers and Reading materials to students



*[Signature]*  
**Principal**  
Rashtrapita Mahatma Gandhi  
Art's & Science College, Nagbhid



# ICT ENABLED TOOLS FOR EFFECTIVE TEACHING-LEARNING

## Use of E-Resources

Like DELNET, MOPAC



*Chakradhar Bhurre*  
Principal  
Rashtrapita Mahatma Gandhi  
Art's & Science Collage, Nagbhind